



Artisan d'art fournisseur du Château de Versailles

RENOVATION SET

4 wood panels painted in your colors or with a ready-to-paint primer



This wood has not undergone any chemical treatment, it has gone through different phases, in particular a drying in the open air for several years, completed at the end of the process by a passage in slow dryer for about a month. This process ensures an optimal wood hygrometry rate for outdoor use conditions.

Panels dimensions

	500	600	700	800	900	1000	1200
Width (mm)	374	474	555	645	725	810	970
Height (mm)	470	560	650	745	910	940	1140

16 pins and 16 polyamide seals (eyelet protection)



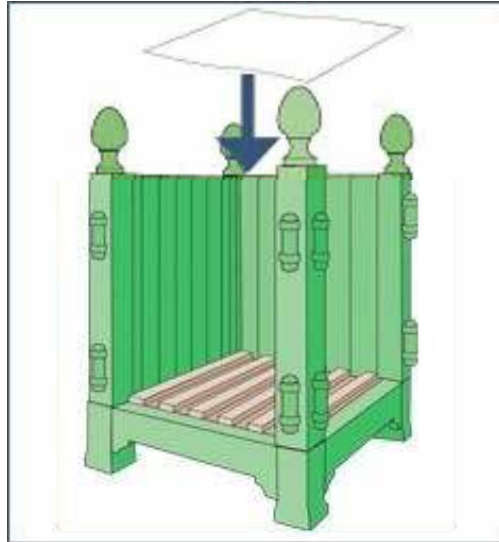
4 U in aluminum to protect the panels and a set of wooden slats and geotextile felts



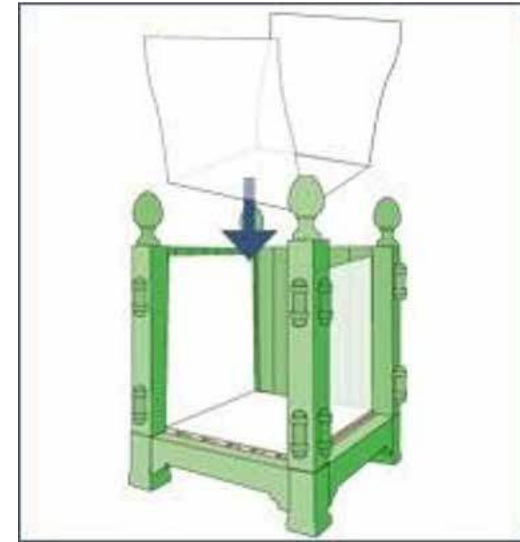
PLANTING ADVICE



Wooden slats



Planting felt
(Under the drainage bed)



Planting felt
(Crossed leaves)

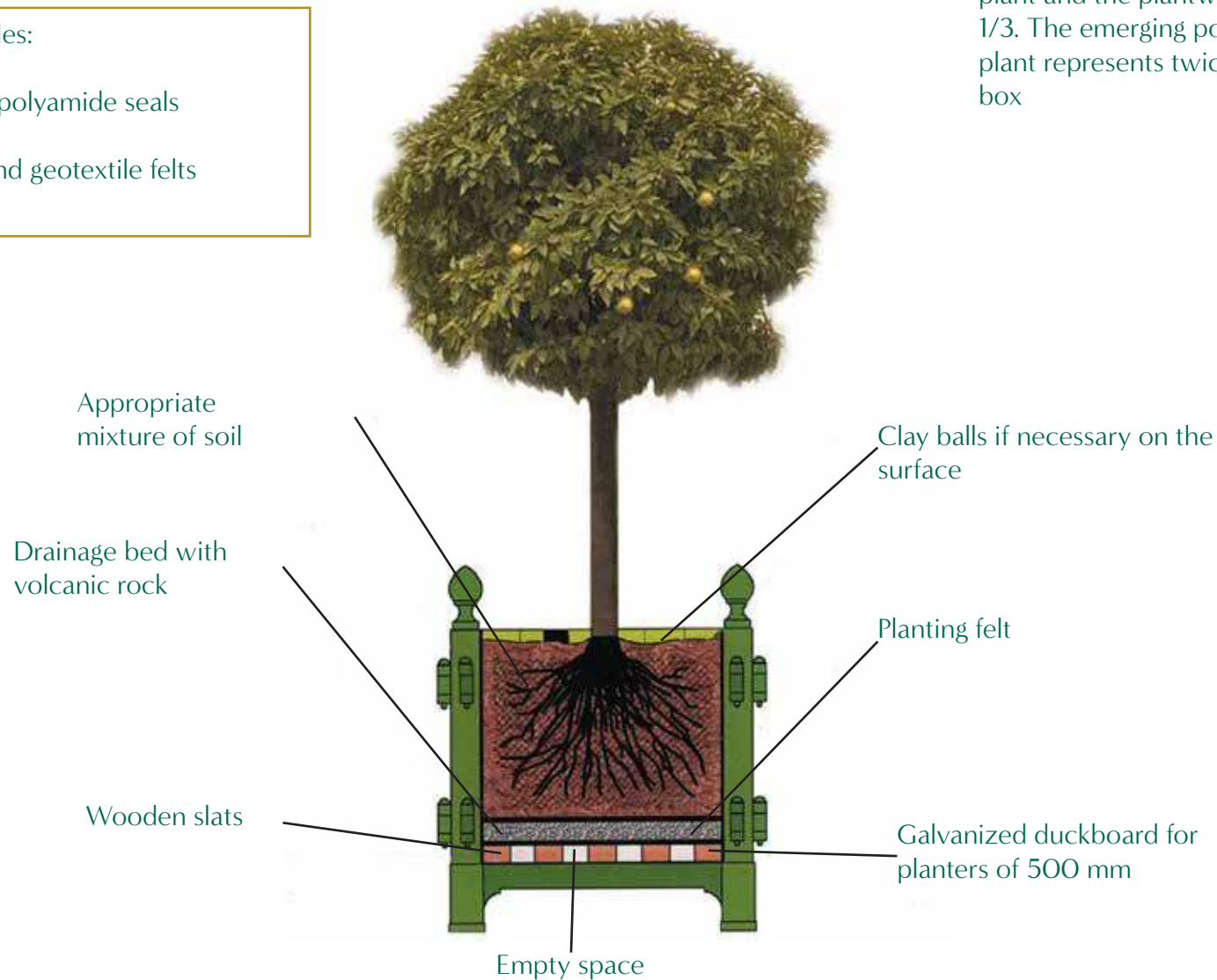
When placing plants, we recommend to:

- Place in the bottom of the box, above the wooden slats, a first planting felt then the drainage bed according to the plant (usually a bed of clay beads), then two planting felts crossed above one-another (the planting felts are provided).
- Cover everything with a mixture of soil that must be light and filtering to surround the roots. Usually (depending on the plant) a mixture of 60% soil, 20% blond peat, 10% river sand and 10% crushed pozzolana.

The Renovation box Includes:

- 4 wooden panels
- 16 polyamide pins and polyamide seals
- 4 U in aluminum
- 1 set of wooden slats and geotextile felts

The classic proportion between the plant and the planter is 2/3 vs 1/3. The emerging portion of the plant represents twice the side of the box





Jardins du Roi Soleil

Artisan d'art fournisseur du Château de Versailles



www.jardinsduroisoleil.com - Email : jrs@jardinsduroisoleil.com - www.instagram.com/jardinsduroisoleil

Siège social : 8, rue Lemerrier 75017 Paris - Tél : +33 (0)1 43 44 44 31

SIRET 384 279 196 000 40 - TVA : FR 69 384 279 196 - SAS au capital de 166 000€